

**Budget Report
Presented to Borough Council**

June, 2010

Executive Summary

General Fund

The Borough's General Fund revenues through June 30th total \$10,971,456 or 59.7% of the adopted budget. This compares with revenues of \$10,316,818 (60.3% of the budget) for the same period in 2009, an increase of \$654,638. Staff continues to monitor revenues from Taxes and Fines & Costs. Revenue from Taxes is \$12,469 less than last year. An increase of \$83,180 in earned income tax collections has been offset by declines in revenue from two other levies: realty transfer tax revenue declined by \$25,693 since fewer properties changed hands in 2010, and revenue from the local services tax is \$96,030 less than last year due to refunds issued to taxpayers and distribution adjustments made as part of the annual reconciliation process. Revenue from Fines & Costs is \$22,444 less than the same period in 2009. Increases in fines from Crimes Code and Health Ordinance violations have been offset by declines in fines from Vehicle Code and Meter and Non-Meter Parking violations. Revenue from the parking-related violations was impacted by software problems which hampered the preparation of reminder notices and citations during the first half of the year. These problems have since been resolved. While the variances in these two areas are not considered to be significant, staff will continue to monitor them.

The Borough's General Fund expenditures through June 30th total \$8,436,546 or 45.3% of the adopted budget. This compares with expenditures of \$7,548,189 (43.9% of the budget) for the same period in 2009, an increase of \$888,357. General increases in the Borough's operating costs have contributed to the overall increase in expenditures, along with the shift of Public Works labor costs from the Highway Aid Fund to the Street Division budget in the General Fund.

Parking Fund

Parking Fund revenues through June 30th total \$1,234,642 or 41.2% of the adopted budget, compared with revenues of \$1,272,972 (48.6% of the budget) for the same period last year. Patronage of the Borough's off-street parking system has been generally flat so far this year, with revenue from some facilities showing slight increases while others had slight declines. Parking Fund expenditures through June 30th total \$1,300,104 or 38.9% of the adopted budget, compared with expenditures of \$1,350,093 (46.8% of the budget) for the same period last year. This decrease is the result of some reductions in operating and debt service costs and savings due to staff vacancies. Overall, the Parking Fund showed a loss of \$65,462 through June 30th of this year, compared with a loss of \$77,121 for the same period in 2009.

Sanitary Sewer Fund

Sanitary Sewer Fund revenues through June 30th total \$2,346,826 or 47.4% of the adopted budget, compared with revenues of \$2,139,828 (45.0% of the budget) for the same period last year. Additional revenue from sewer rental charges accounts for most of this increase. Sanitary Sewer Fund expenditures through June 30th total \$1,488,522 or 27.3% of the adopted budget, compared with expenditures of \$1,547,672 (30.8% of the budget) for the same period last year. The timing of the billing and payment for sewage treatment costs is the primary reason for this difference. Overall, the Sanitary Sewer Fund showed a gain of \$858,304 through June 30th of this year, compared with a gain of \$592,156 for the same period in 2009.

Refuse Collection Fund

Refuse Collection Fund revenues through June 30th total \$1,974,103 or 58.1% of the adopted budget, compared with revenues of \$2,129,170 (57.2% of the budget) for the same period last year. Revenue from refuse/recycling service fees continues to lag behind last year. Refuse Collection Fund expenditures through June 30th total \$1,110,973 or 32.7% of the adopted budget, compared with expenditures of \$1,199,058 (32.6% of the budget) for the same period last year. Overall, the Refuse Collection Fund showed a gain of \$863,130 through June 30th of this year, compared with a gain of \$930,112 for the same period in 2009.



BUDGET REPORT

June 2010

BUDGET PERFORMANCE REVIEW

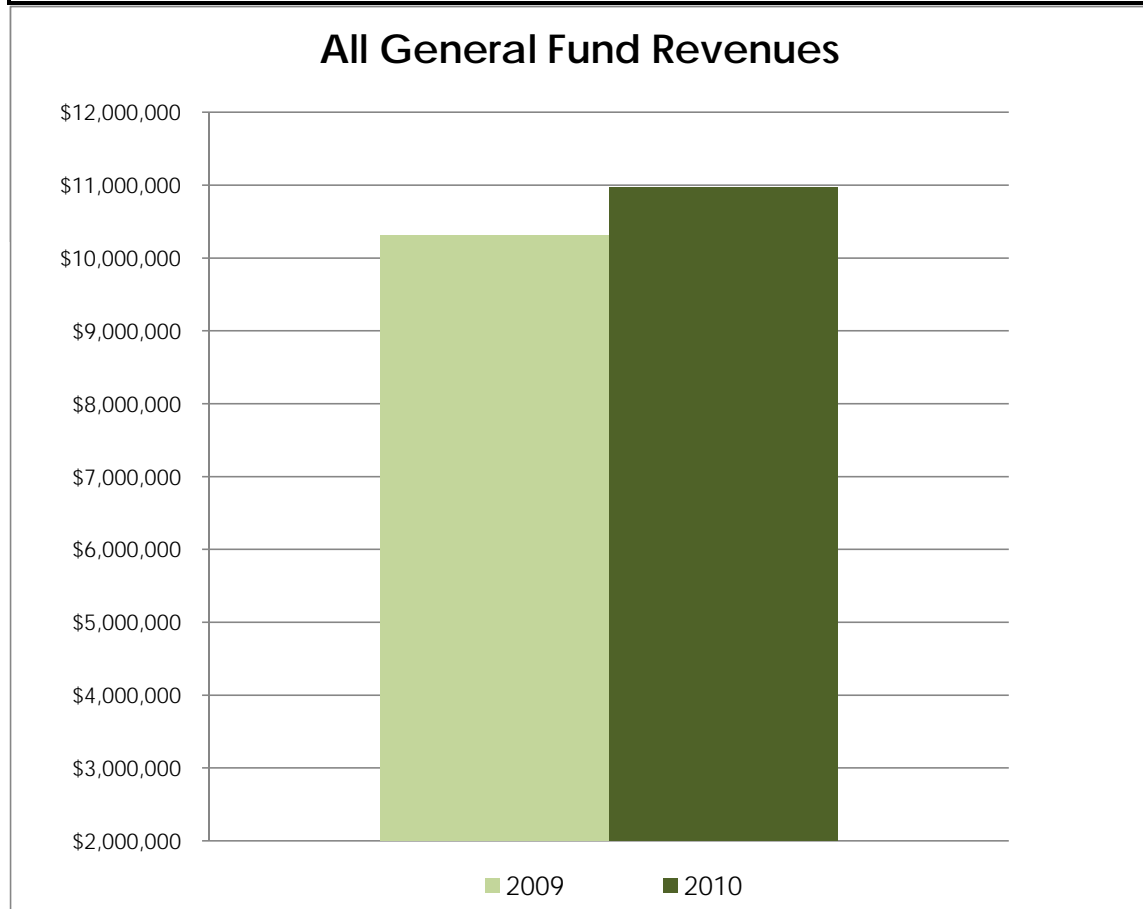
			Current Quarter	Year-to-Date
GOVERNMENTAL FUNDS				
GENERAL FUND				
All Revenues			ON-TARGET	ON-TARGET
Tax Revenues			ON-TARGET	ON-TARGET
Other Revenues			ON-TARGET	ON-TARGET
All Expenditures			ON-TARGET	ON-TARGET
CAPITAL PROJECTS FUND				
Revenues			ON-TARGET	ON-TARGET
Expenditures			ON-TARGET	ON-TARGET
OTHER FUNDS				
Revenues			ON-TARGET	ON-TARGET
Expenditures			ON-TARGET	ON-TARGET

ENTERPRISE FUNDS				
PARKING FUND				
Revenues			ON-TARGET	ON-TARGET
Expenditures			ON-TARGET	ON-TARGET
SANITARY SEWER FUND				
Revenues			ON-TARGET	ON-TARGET
Expenditures			ON-TARGET	ON-TARGET
REFUSE COLLECTION FUND				
Revenues			ON-TARGET	ON-TARGET
Expenditures			ON-TARGET	ON-TARGET

Performance Indicators	
ABOVE TARGET	= percentage performance above expectations compared to Budget and prior trends.
ON-TARGET	= percentage performance at expectations compared to Budget and prior trends.
ALERT	= percentage performance below expectations compared to Budget and prior trends.

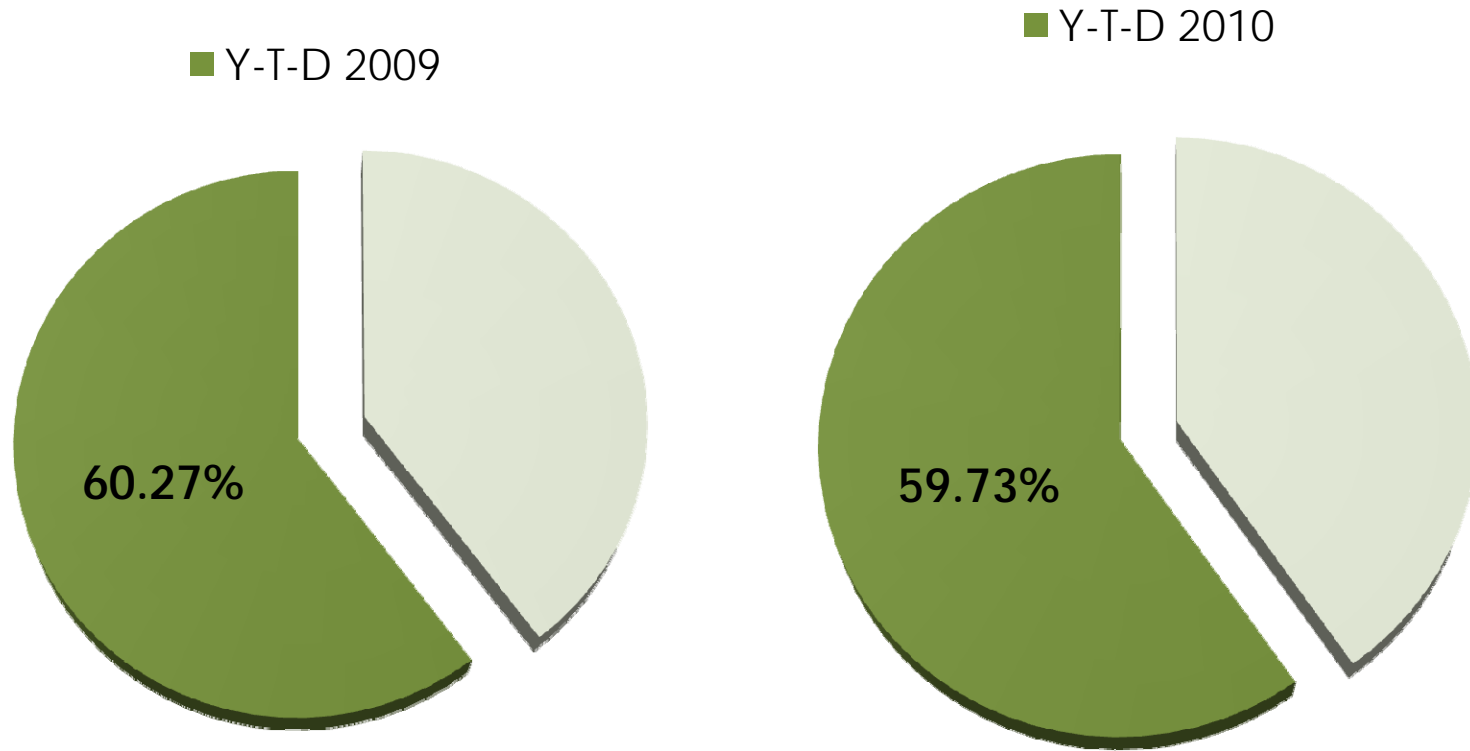
Borough of State College

<u>GENERAL FUND REVENUES</u>				
	2009	2010	Variance	
January	\$ 1,304,538	\$ 1,246,029	\$ (58,509)	
February	\$ 660,344	\$ 867,633	\$ 207,289	
March	\$ 1,346,317	\$ 1,448,872	\$ 102,555	
1st Quarter	\$ 3,311,198	\$ 3,562,534	\$ 251,336	
April	\$ 4,248,109	\$ 4,368,568	\$ 120,459	
May	\$ 1,765,332	\$ 1,542,936	\$ (222,396)	
June	\$ 992,179	\$ 1,497,418	\$ 505,239	
2nd Quarter	\$ 7,005,620	\$ 7,408,922	\$ 403,302	
July			\$ -	
August			\$ -	
September			\$ -	
3rd Quarter	\$ -	\$ -	\$ -	
October			\$ -	
November			\$ -	
December			\$ -	
4th Quarter	\$ -	\$ -	\$ -	
Y-T-D TOTAL	\$ 10,316,818	\$ 10,971,456	\$ 654,638	



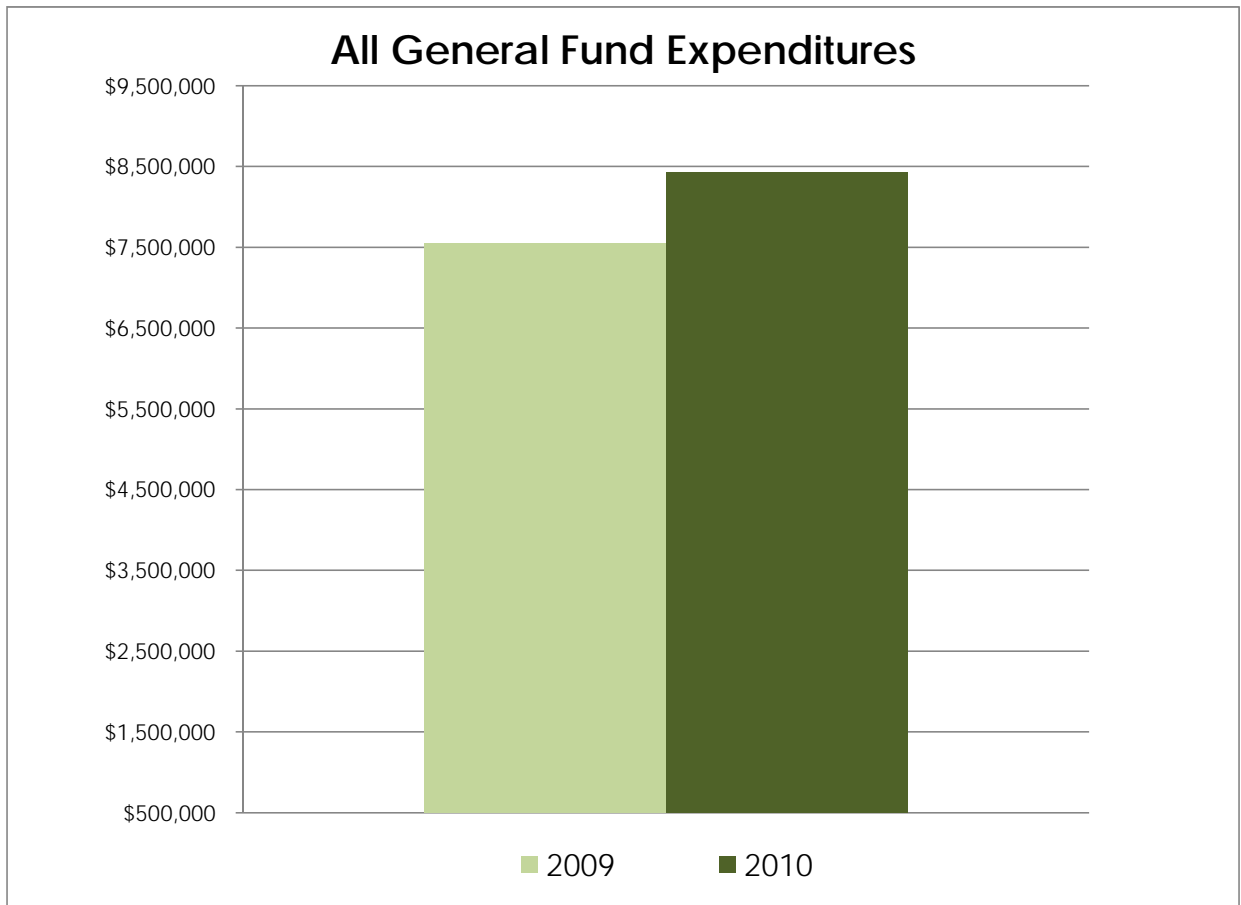
Borough of State College

General Fund Revenues % of Total Budget Received



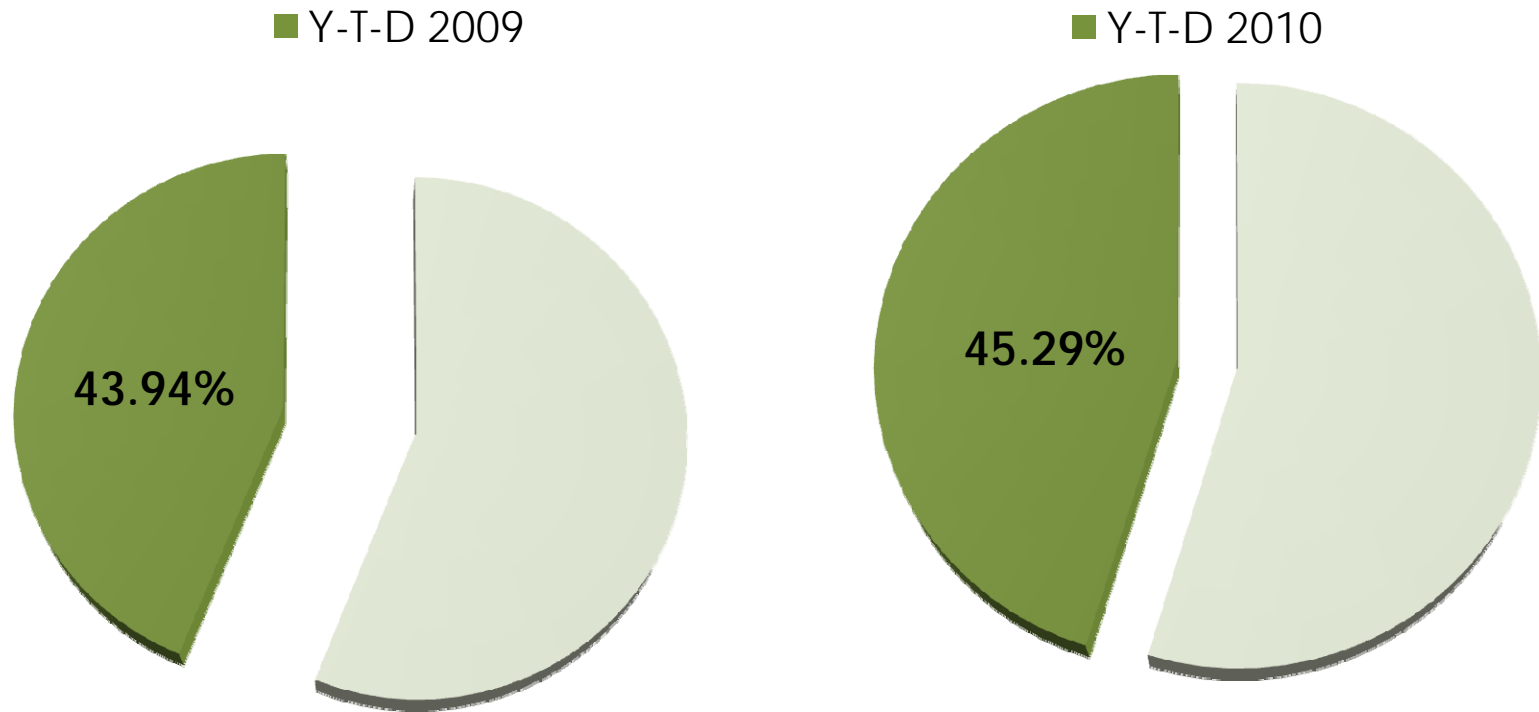
Borough of State College

GENERAL FUND EXPENDITURES				
	2009	2010	Variance	
January	\$ 1,401,523	\$ 1,380,365	\$ (21,158)	
February	\$ 1,087,345	\$ 1,515,390	\$ 428,045	
March	\$ 1,076,620	\$ 1,127,323	\$ 50,703	
1st Quarter	\$ 3,565,488	\$ 4,023,078	\$ 457,590	
April	\$ 1,323,916	\$ 1,919,573	\$ 595,657	
May	\$ 1,656,964	\$ 1,410,549	\$ (246,415)	
June	\$ 1,001,821	\$ 1,083,346	\$ 81,525	
2nd Quarter	\$ 3,982,701	\$ 4,413,468	\$ 430,767	
July			\$ -	
August			\$ -	
September			\$ -	
3rd Quarter	\$ -	\$ -	\$ -	
October			\$ -	
November			\$ -	
December			\$ -	
4th Quarter	\$ -	\$ -	\$ -	
Y-T-D TOTAL	\$ 7,548,189	\$ 8,436,546	\$ 888,357	



Borough of State College

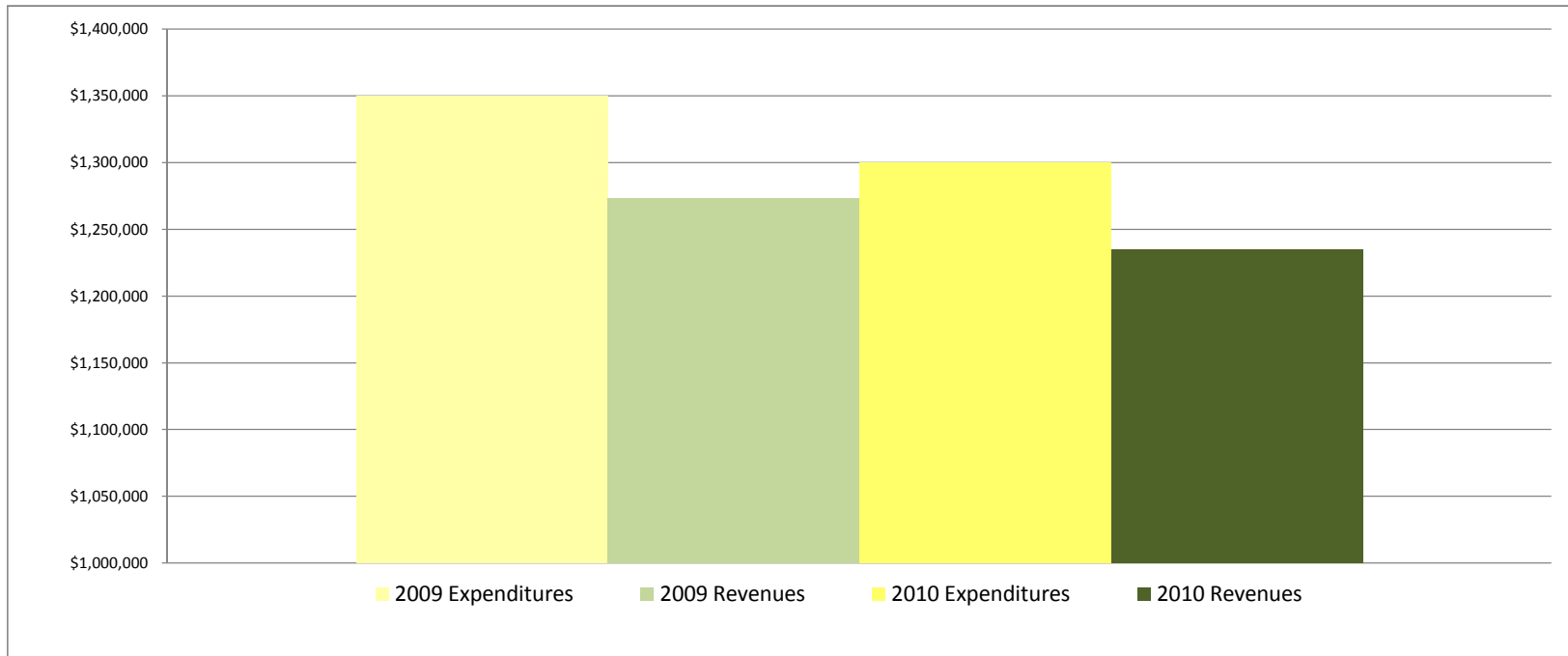
General Fund Expenditures % of Total Budget Expended



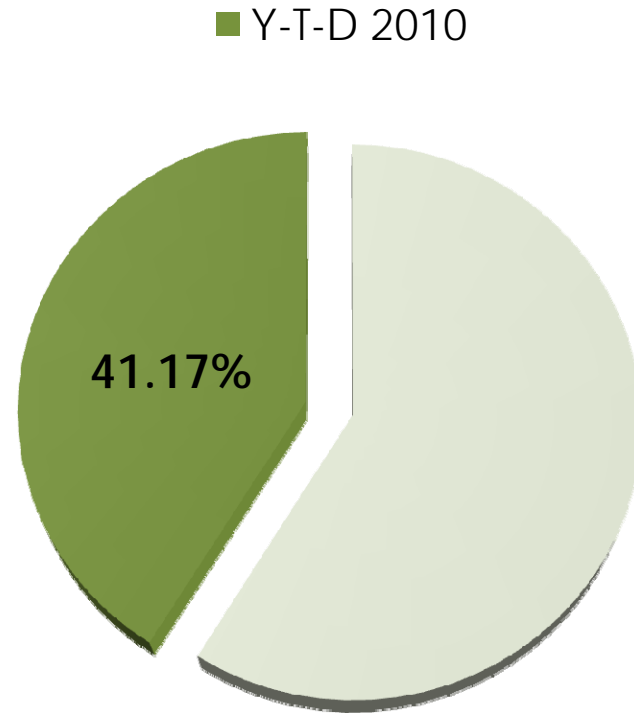
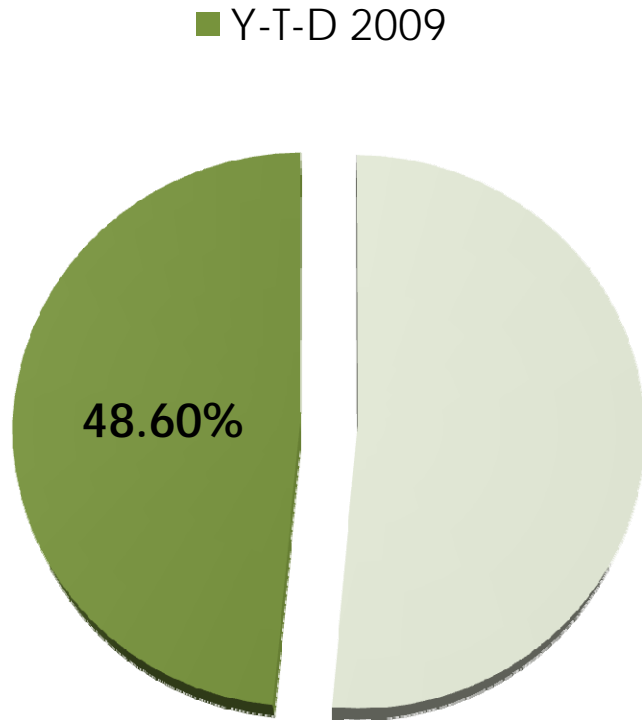
Borough of State College

PARKING FUND PERFORMANCE

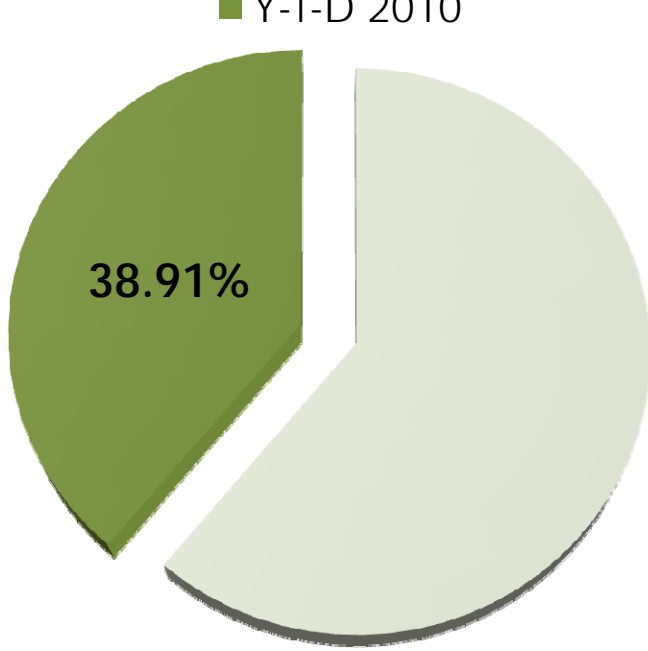
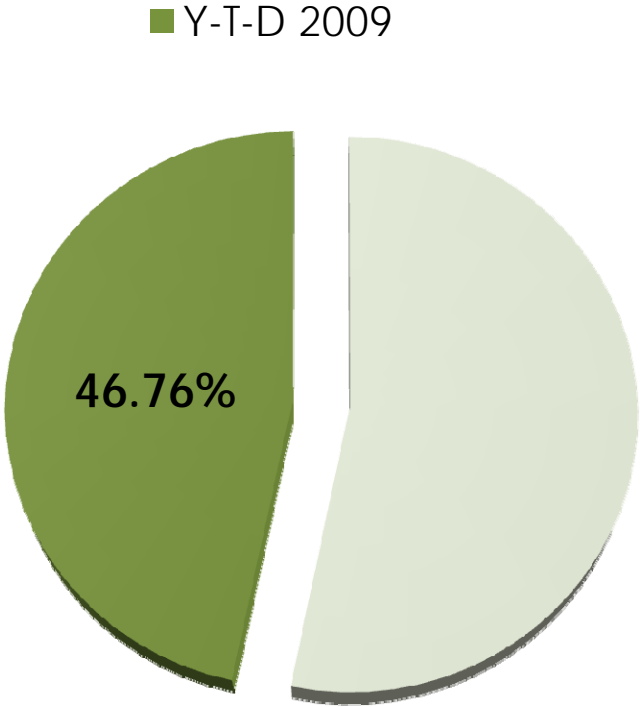
FY 2009				FY 2010			
	Revenues	Expenditures	Profit/(Loss)		Revenues	Expenditures	Profit/(Loss)
January	\$ 234,588	\$ 190,530	\$ 44,058	January	\$ 219,016	\$ 160,538	\$ 58,478
February	\$ 222,692	\$ 282,390	\$ (59,698)	February	\$ 202,673	\$ 277,292	\$ (74,619)
March	\$ 192,573	\$ 212,935	\$ (20,362)	March	\$ 224,320	\$ 191,354	\$ 32,966
1st Quarter	\$ 649,853	\$ 685,855	\$ (36,002)	1st Quarter	\$ 646,009	\$ 629,184	\$ 16,825
April	\$ 275,888	\$ 189,184	\$ 86,704	April	\$ 245,469	\$ 241,891	\$ 3,578
May	\$ 181,490	\$ 264,059	\$ (82,569)	May	\$ 171,787	\$ 222,310	\$ (50,523)
June	\$ 165,741	\$ 210,995	\$ (45,254)	June	\$ 171,377	\$ 206,719	\$ (35,342)
2nd Quarter	\$ 623,119	\$ 664,238	\$ (41,119)	2nd Quarter	\$ 588,633	\$ 670,920	\$ (82,287)
July			\$ -	July			\$ -
August			\$ -	August			\$ -
September			\$ -	September			\$ -
3rd Quarter	\$ -	\$ -	\$ -	3rd Quarter	\$ -	\$ -	\$ -
October			\$ -	October			\$ -
November			\$ -	November			\$ -
December			\$ -	December			\$ -
4th Quarter	\$ -	\$ -	\$ -	4th Quarter	\$ -	\$ -	\$ -
Y-T-D TOTAL	\$ 1,272,972	\$ 1,350,093	\$ (77,121)	TOTAL	\$ 1,234,642	\$ 1,300,104	\$ (65,462)



Parking Fund Revenues
% of Total Budget Received



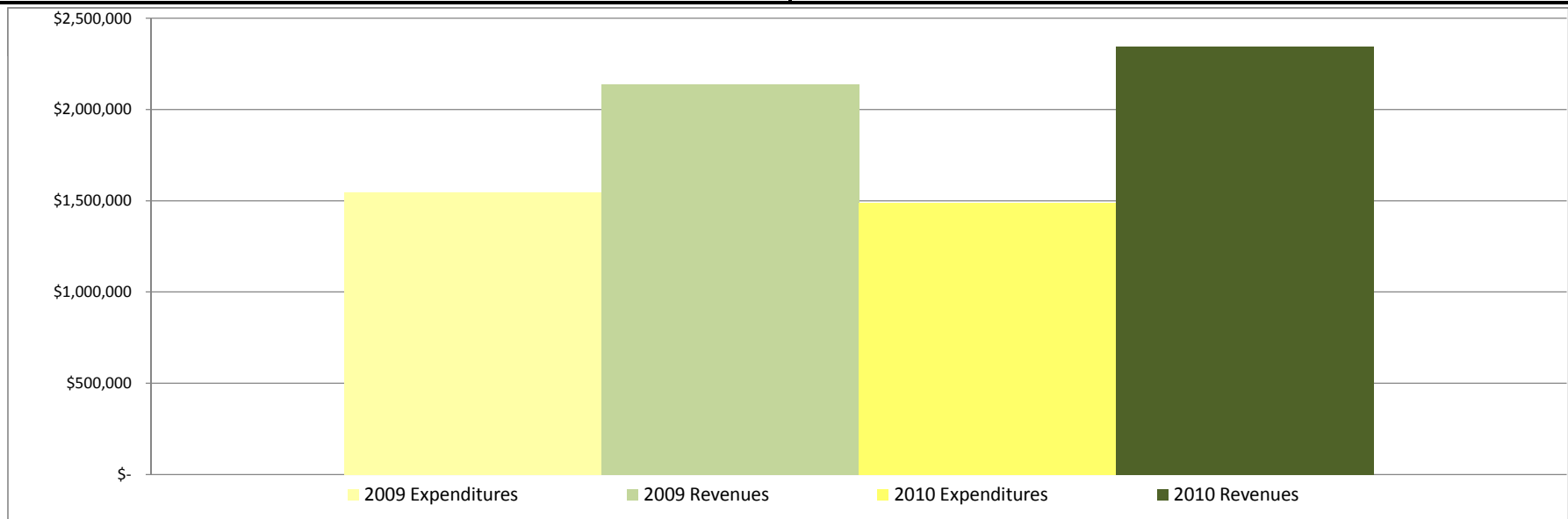
Parking Fund Expenditures
% of Total Budget Expended



Borough of State College

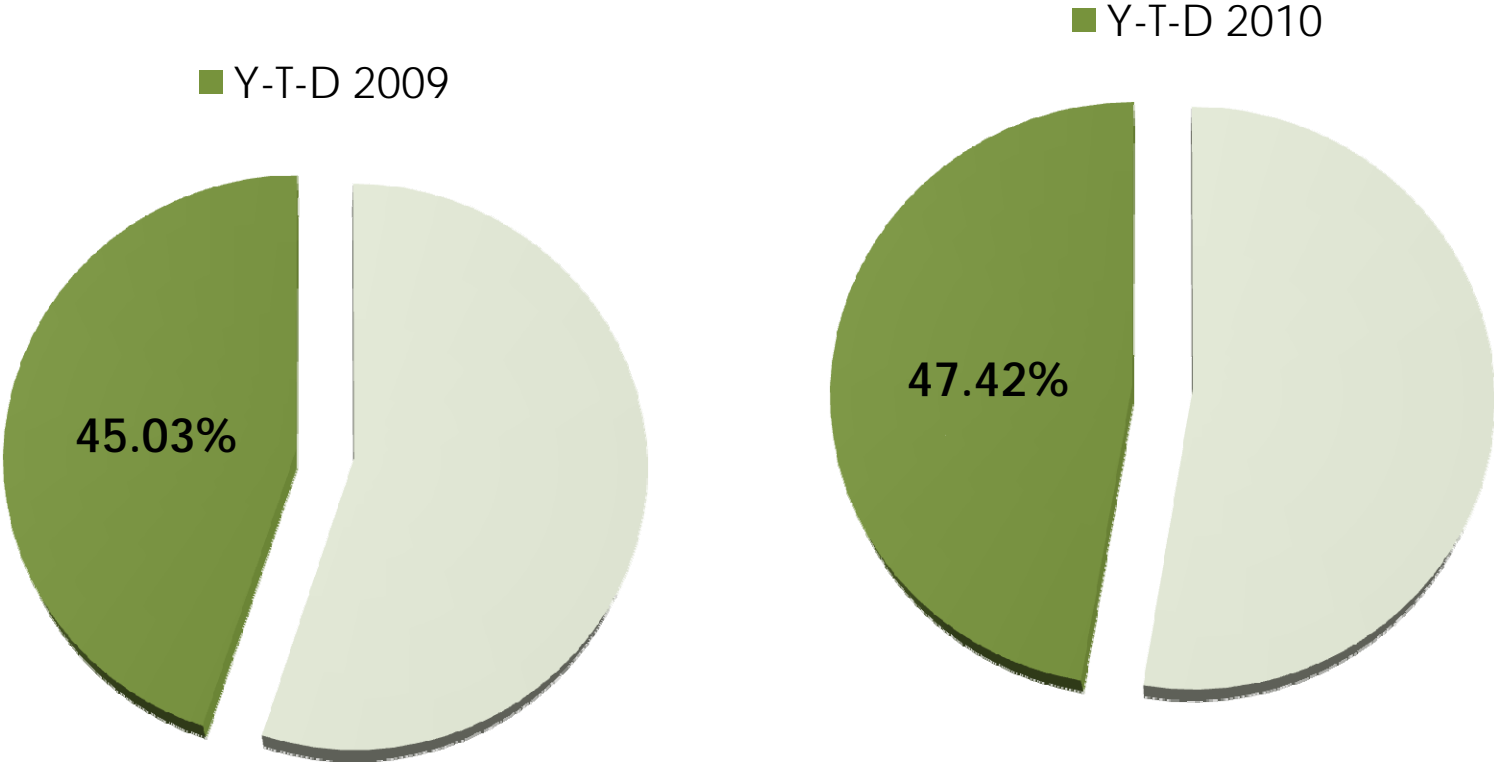
SANITARY SEWER FUND PERFORMANCE

FY 2009				FY 2010			
	Revenues	Expenditures	Profit/(Loss)		Revenues	Expenditures	Profit/(Loss)
January	\$ 92,624	\$ 54,985	\$ 37,639	January	\$ 83,893	\$ 22,439	\$ 61,454
February	\$ 491,438	\$ 117,831	\$ 373,607	February	\$ 575,755	\$ 171,233	\$ 404,522
March	\$ 424,104	\$ 56,424	\$ 367,680	March	\$ 457,280	\$ 35,506	\$ 421,774
1st Quarter	\$ 1,008,166	\$ 229,240	\$ 778,926	1st Quarter	\$ 1,116,928	\$ 229,178	\$ 887,750
April	\$ 84,308	\$ 873,950	\$ (789,642)	April	\$ 104,646	\$ 758,616	\$ (653,970)
May	\$ 519,946	\$ 415,550	\$ 104,396	May	\$ 554,168	\$ 169,276	\$ 384,892
June	\$ 527,408	\$ 28,932	\$ 498,476	June	\$ 571,084	\$ 331,452	\$ 239,632
2nd Quarter	\$ 1,131,662	\$ 1,318,432	\$ (186,770)	2nd Quarter	\$ 1,229,898	\$ 1,259,344	\$ (29,446)
July			\$ -	July			\$ -
August			\$ -	August			\$ -
September			\$ -	September			\$ -
3rd Quarter	\$ -	\$ -	\$ -	3rd Quarter	\$ -	\$ -	\$ -
October			\$ -	October			\$ -
November			\$ -	November			\$ -
December			\$ -	December			\$ -
4th Quarter	\$ -	\$ -	\$ -	4th Quarter	\$ -	\$ -	\$ -
Y-T-D TOTAL	\$ 2,139,828	\$ 1,547,672	\$ 592,156	TOTAL	\$ 2,346,826	\$ 1,488,522	\$ 858,304

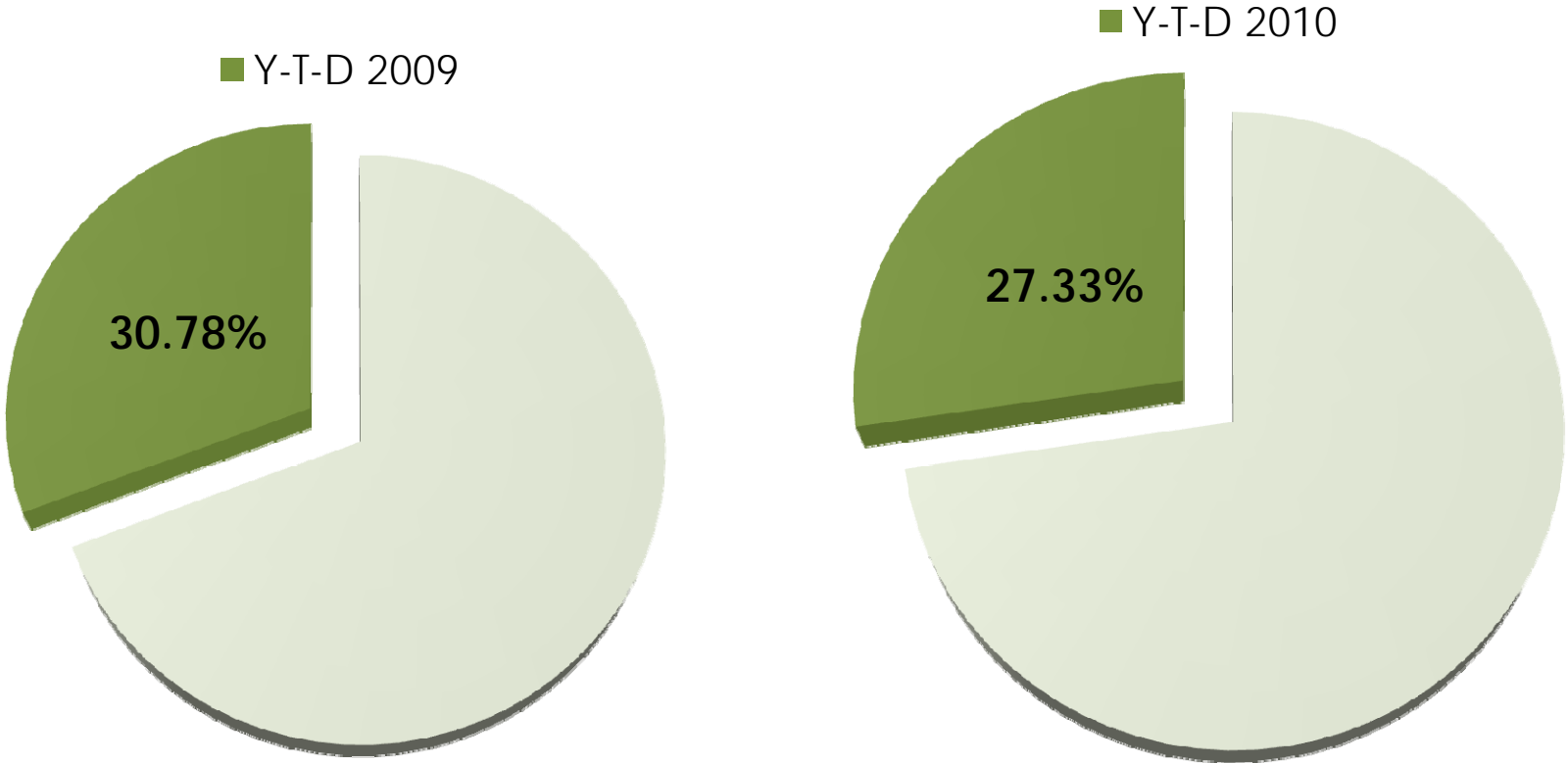


Borough of State College

Sanitary Sewer Fund Revenues % of Total Budget Received



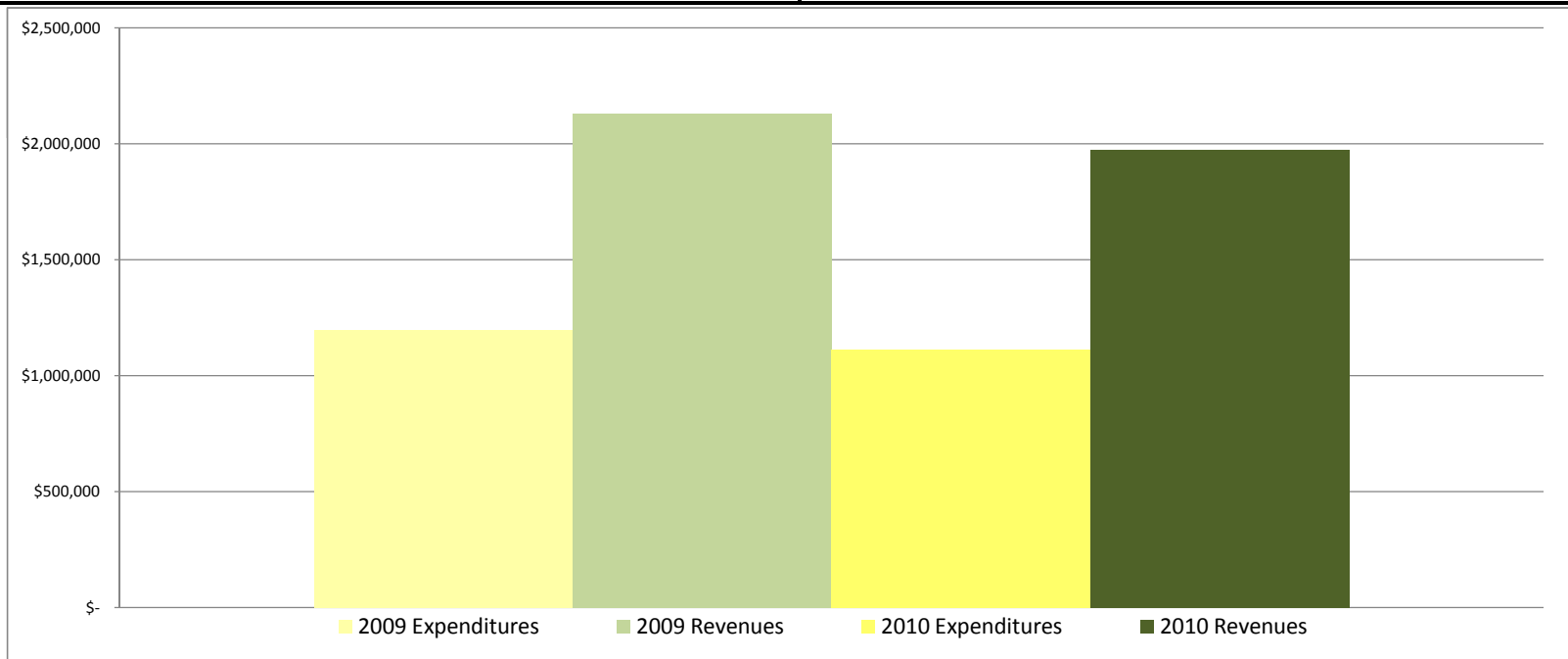
Sanitary Sewer Fund Expenditures
% of Total Budget Expended



Borough of State College

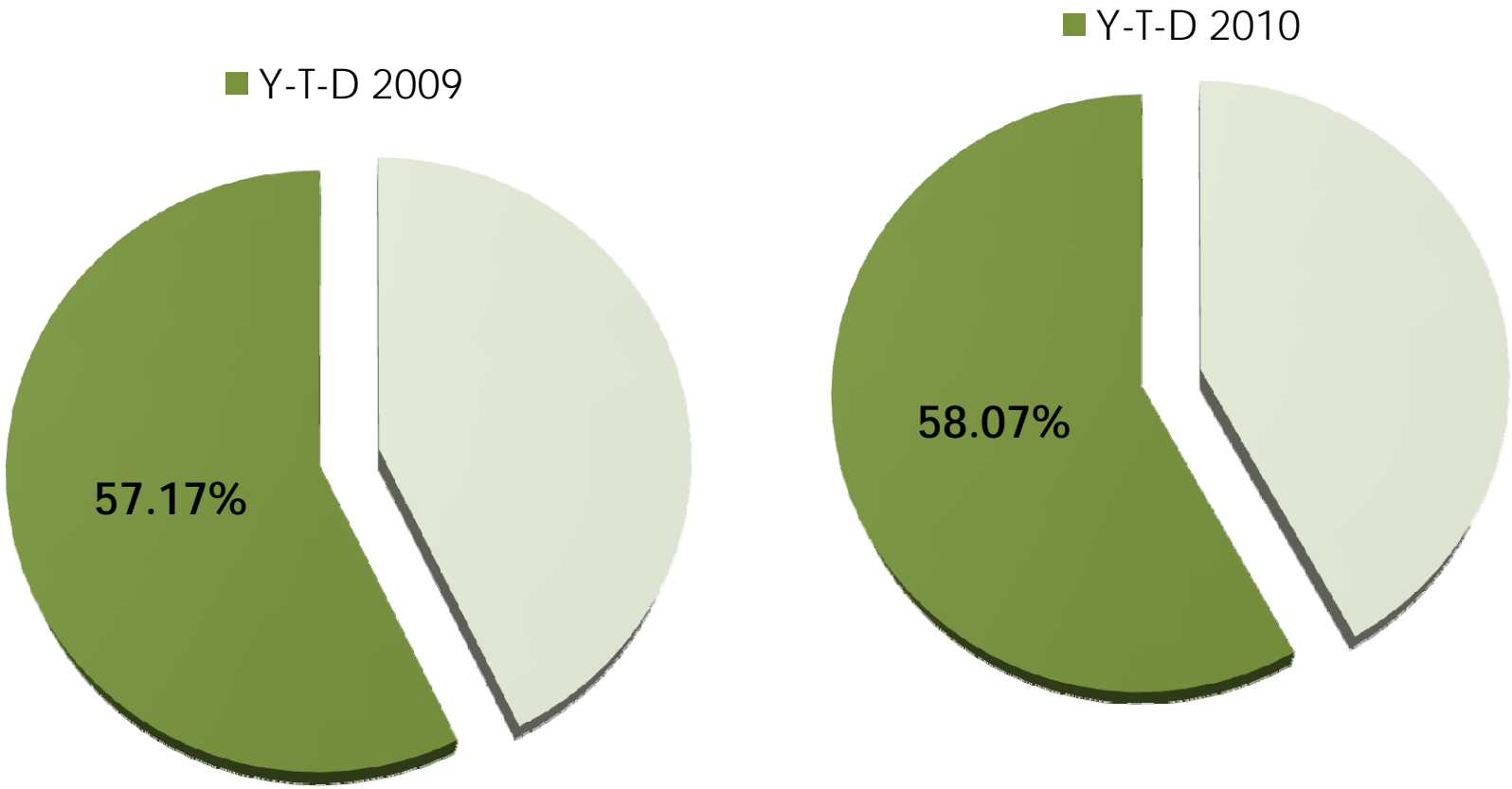
REFUSE COLLECTION FUND PERFORMANCE

FY 2009				FY 2010			
	Revenues	Expenditures	Profit/(Loss)		Revenues	Expenditures	Profit/(Loss)
January	\$ 174,475	\$ 27,853	\$ 146,622	January	\$ 3,533	\$ 60,289	\$ (56,756)
February	\$ 1,054,630	\$ 206,759	\$ 847,871	February	\$ 1,060,275	\$ 228,218	\$ 832,057
March	\$ 172,252	\$ 178,333	\$ (6,081)	March	\$ 284,352	\$ 156,060	\$ 128,292
1st Quarter	\$ 1,401,357	\$ 412,945	\$ 988,412	1st Quarter	\$ 1,348,160	\$ 444,567	\$ 903,593
April	\$ 30,815	\$ 154,367	\$ (123,552)	April	\$ 32,674	\$ 226,490	\$ (193,816)
May	\$ 80,033	\$ 385,396	\$ (305,363)	May	\$ 72,961	\$ 255,288	\$ (182,327)
June	\$ 616,965	\$ 246,350	\$ 370,615	June	\$ 520,308	\$ 184,628	\$ 335,680
2nd Quarter	\$ 727,813	\$ 786,113	\$ (58,300)	2nd Quarter	\$ 625,943	\$ 666,406	\$ (40,463)
July			\$ -	July			\$ -
August			\$ -	August			\$ -
September			\$ -	September			\$ -
3rd Quarter	\$ -	\$ -	\$ -	3rd Quarter	\$ -	\$ -	\$ -
October			\$ -	October			\$ -
November			\$ -	November			\$ -
December			\$ -	December			\$ -
4th Quarter	\$ -	\$ -	\$ -	4th Quarter	\$ -	\$ -	\$ -
Y-T-D TOTAL	\$ 2,129,170	\$ 1,199,058	\$ 930,112	TOTAL	\$ 1,974,103	\$ 1,110,973	\$ 863,130



Borough of State College

Refuse Collection Fund Revenues % of Total Budget Received



Borough of State College

Refuse Collection Fund Expenditures % of Total Budget Expended

